






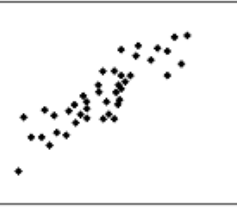


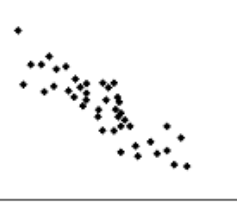



〈SPSS를 활용한 통계자료분석〉 정오표

183	9-6	<p>〈표 9-6〉 성별에 따른 TOEIC 성적</p> <table border="1" style="width: 100%; border-collapse: collapse; margin: 0 auto;"> <thead> <tr> <th rowspan="2" style="text-align: center;">성별</th> <th style="text-align: center;">소득</th> <th rowspan="2" style="text-align: center;">t</th> <th rowspan="2" style="text-align: center;">p</th> </tr> <tr> <th style="text-align: center;">M ± SD</th> </tr> </thead> <tbody> <tr> <td style="text-align: center;">남자</td> <td style="text-align: center;">569.51 ± 182.5</td> <td rowspan="2" style="text-align: center;">-0.955</td> <td rowspan="2" style="text-align: center;">.342</td> </tr> <tr> <td style="text-align: center;">여자</td> <td style="text-align: center;">593.1 ± 119.3</td> </tr> </tbody> </table>	성별	소득	t	p	M ± SD	남자	569.51 ± 182.5	-0.955	.342	여자	593.1 ± 119.3	<p>〈표 9-6〉 성별에 따른 TOEIC 성적</p> <table border="1" style="width: 100%; border-collapse: collapse; margin: 0 auto;"> <thead> <tr> <th rowspan="2" style="text-align: center;">성별</th> <th style="text-align: center; color: red;">TOEIC 성적</th> <th rowspan="2" style="text-align: center;">t</th> <th rowspan="2" style="text-align: center;">p</th> </tr> <tr> <th style="text-align: center;">M ± SD</th> </tr> </thead> <tbody> <tr> <td style="text-align: center;">남자</td> <td style="text-align: center;">569.51 ± 182.5</td> <td rowspan="2" style="text-align: center;">-0.955</td> <td rowspan="2" style="text-align: center;">.342</td> </tr> <tr> <td style="text-align: center;">여자</td> <td style="text-align: center;">593.1 ± 119.3</td> </tr> </tbody> </table>	성별	TOEIC 성적	t	p	M ± SD	남자	569.51 ± 182.5	-0.955	.342	여자	593.1 ± 119.3
성별	소득	t		p																					
	M ± SD																								
남자	569.51 ± 182.5	-0.955	.342																						
여자	593.1 ± 119.3																								
성별	TOEIC 성적	t	p																						
	M ± SD																								
남자	569.51 ± 182.5	-0.955	.342																						
여자	593.1 ± 119.3																								
280	13-4	<div style="display: flex; flex-wrap: wrap; justify-content: space-around;"> <div style="text-align: center; margin: 5px;">  <p>(a) $r = 1$</p> </div> <div style="text-align: center; margin: 5px;">  <p>(b) $r = 0.8$</p> </div> <div style="text-align: center; margin: 5px;">  <p>(c) $r = 0.4$</p> </div> <div style="text-align: center; margin: 5px;">  <p>(d) $r = -1$</p> </div> <div style="text-align: center; margin: 5px;">  <p>(e) $r = -0.8$</p> </div> <div style="text-align: center; margin: 5px;">  <p>(f) $r = -0.4$</p> </div> </div> <p style="text-align: center;">〈그림 13-4〉 산점도와 상관계수</p>	<div style="display: flex; flex-wrap: wrap; justify-content: space-around;"> <div style="text-align: center; margin: 5px;">  <p>(a) $r = 1$</p> </div> <div style="text-align: center; margin: 5px;">  <p>(b) $r = 0.8$</p> </div> <div style="text-align: center; margin: 5px;">  <p>(c) $r = 0.4$</p> </div> <div style="text-align: center; margin: 5px;">  <p>(d) $r = -1$</p> </div> <div style="text-align: center; margin: 5px;">  <p>(e) $r = -0.8$</p> </div> <div style="text-align: center; margin: 5px;">  <p>(f) $r = -0.4$</p> </div> </div> <p style="text-align: center;">〈그림 13-4〉 산점도와 상관계수</p>																						